

Week 3 – Frost and Ice



Hello there Everyone!

This week we are thinking about Frost and Ice. There will be research to do, colouring, writing, cooking and lots of other things. We hope you enjoy all of them.

I would like to thank all of you and your grown ups for the hard work you have been doing at home over the past fortnight and we've really enjoyed seeing all the things that you have posted on Tapestry!

All members of the Foundation team are very grateful for your efforts.

Miss Worth, Mrs Pope and Mrs Lucas are teaching in school this week and Mr Whittaker will be responding to your work on Tapestry.

Best wishes from Mr Whittaker, Miss Smith, Mrs Lucas, Mrs Pope and Miss Worth.



Here are some questions to get you started. Go through them with a grown up and see if you can answer any yourself. Then you can research with a grown up

*to try to answer the rest. As always, you can write down the answers if you like.
Good luck!*

- What is ice made from?
- Is ice warm or cold?
- When might you find ice?
- How can ice be dangerous?
- How can ice be fun?
- Can you eat ice?
- Can you find ice in your house?
- How might you make ice?
- What is an 'icicle'?

Ice Poems

Winter, Winter

Winter, winter
Cold and Ice
A mug of hot chocolate
Would be nice

Winter, winter
Long dark nights
Kids bundle up
For snowball fights.

Jack Frost

Look Out! Look Out!
Jack Frost is about!
He's after our fingers and toes;
And, all through the night,
The jolly little sprite
Is working where nobody knows.
He'll climb a tree,
So nimble is he,
His silvery powder he'll shake;
To windows he'll creep,
And while we're asleep,
Such wonderful pictures he'll make.
Across the grass,
He'll merrily pass,
And change it's greenness to white;
Then home he will go,
And laugh, "Ho, Ho, Ho!
What fun I have had in the night!"

--	--

Can you find any more ice poems?


Can you sort the clothes onto the next two sheets? Clothes that you would wear in the summer and clothes that you would wear in the winter.





Winter






Summer



Winter Clothes

Label the items of clothing in this picture using the words at the bottom of the page to help.



Word Bank

earmuffs

skirt

jacket

hood


tights

jumper

boots

Winter Clothes

Label the items of clothing in this picture using the words at the bottom of the page to help.



Word Bank

hat

scarf

trousers

trainers

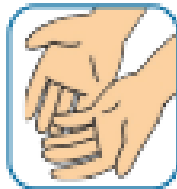
jumper

jacket

Experiment Time

Melt the Ice!

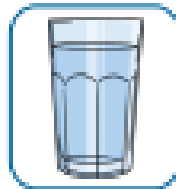
Your task is to work out the **quickest** way to melt an ice cube.



heat



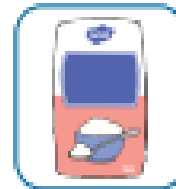
cold



water



salt



sugar



other

Draw what you will need.

I predict that _____ will melt the ice the **quickest**.

I predict that _____ will melt the ice the **slowest**.

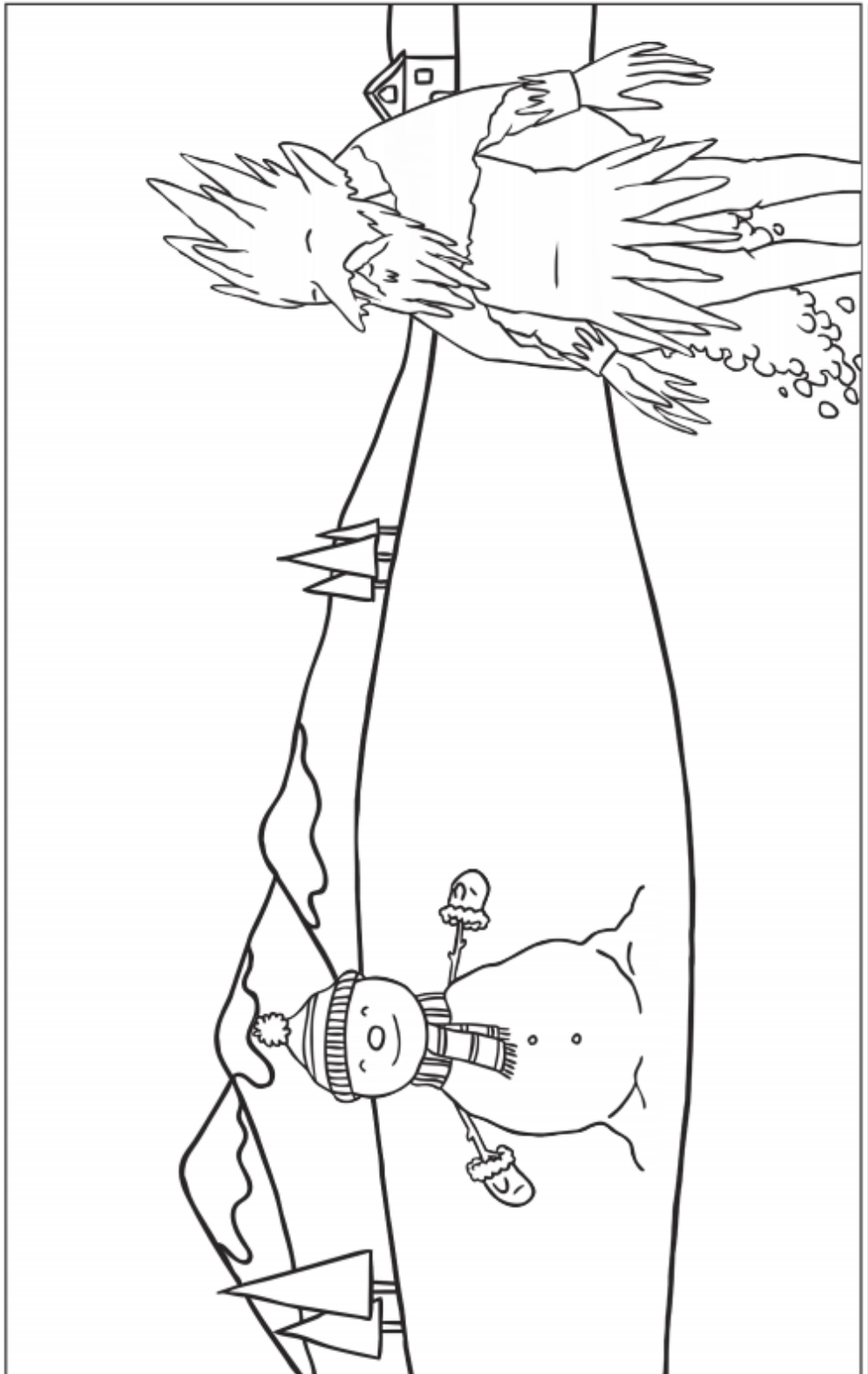
Draw what happened.

What melted the ice the **quickest**? _____

What melted the ice the **slowest**? _____


Colouring Time

Here are some Jack Frost colouring sheets









Spelling Time

Pick the list that suits you the best. Try to learn the spellings then get your grown up to test you by asking you to write each word. You could even test them too!

1	2	3
in	bin	wish
on	cat	wet
it	cot	sock
an	kit	thin
and	mud	thick
pin	up	this
pat	cup	zag
got	bad	zip

Wordsearch 1

a	n	d	w	s
---	---	---	---	---

x	y	o	z	i
u	z	g	o	t
p	a	t	m	n
b	d	t	i	p

and	pat	got
dog	sit	tip

Try to write the words you have found below.

Wordsearch 2

a	b	f	o	x	c	m	n	c	h	i	n
b	v	c	x	z	l	f	k	j	h	g	f
i	c	e	d	s	a	r	d	s	a	p	o
k	j	h	g	f	e	o	e	s	a	p	o

p	o	i	u	y	t	s	r	c	o	l	d
s	i	n	g	e	w	t	q	w	a	s	d
h	o	o	p	t	w	i	s	t	e	r	g
i	d	e	a	f	i	s	h	e	l	l	o
p	i	r	a	t	e	s	a	h	h	a	o
a	b	b	a	a	h	a	t	n	b	e	d
r	y	s	h	o	p	l	e	m	m	y	k
h	o	m	e	l	e	a	r	s	o	c	k

ice	frost	cold	ship	fish	hat
shop	bed	chin	fox	sing	sock

Can you write each of the words you have found?

Sound Challenge

Can you think of a word that begins with each of these sounds?

read	write	draw
l		
f		

e		
h		
sh		
ch		
b		

You could even use each sound to have a game of 'I Spy' with.

Letter Formation Practice Sheet

a b c d e f g h i

j k l m n o p q r

s t u v w x y z

How do we know it's winter?

During each season the world around us looks slightly different. In the summer the trees are full of leaves, in the autumn the leaves turn brown and fall off and in the spring we see daffodils. What do we see in the winter? Try to draw your winter observations in the box below.

White Rose Maths

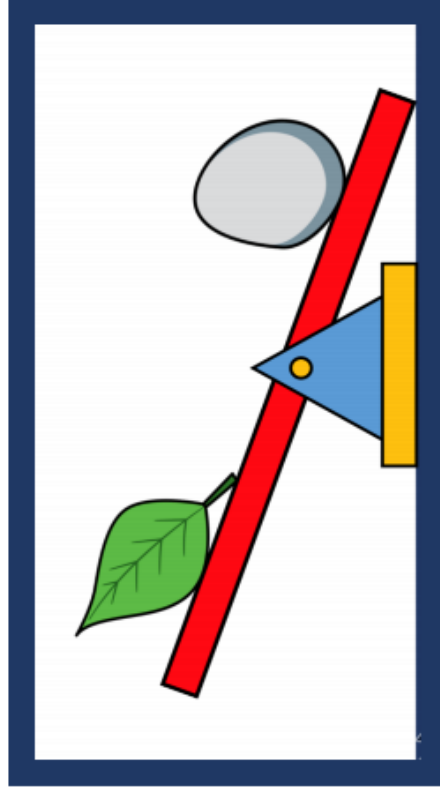
Here are the sheets to go with your daily maths lessons.

Monday



Explore what happens when you put different objects on the balance scales.

What do you notice? Which objects make the scales tip?



Key vocabulary

heavy
light
heavier than
lighter than

If you don't have a set of balance scales, try placing an object on each hand to see which feels heavier.





Fill cups with different amounts of liquid.

What do you notice?

Use the key vocabulary to talk about and compare each cup.



Key vocabulary
<p>full</p> <p>empty</p> <p>nearly full</p> <p>nearly empty</p>

What happens if you change the size of your cup.

What do you notice when you use a tall, thin cup or a short, wide cup?

Explore filling different sized containers.

What do you notice?

Which pot holds the most? Which pot holds the least?



Key vocabulary

smaller	smallest
larger	largest
most	least



Go on a hunt to find some objects that will fit inside a matchbox.

You could go around your house or outside.

Make sure you think about the size and length of each object you find.

How many objects fit inside your matchbox altogether?



Have a go at making your own playdough.
Remember to measure out your ingredients carefully.

No Cook Playdough Recipe

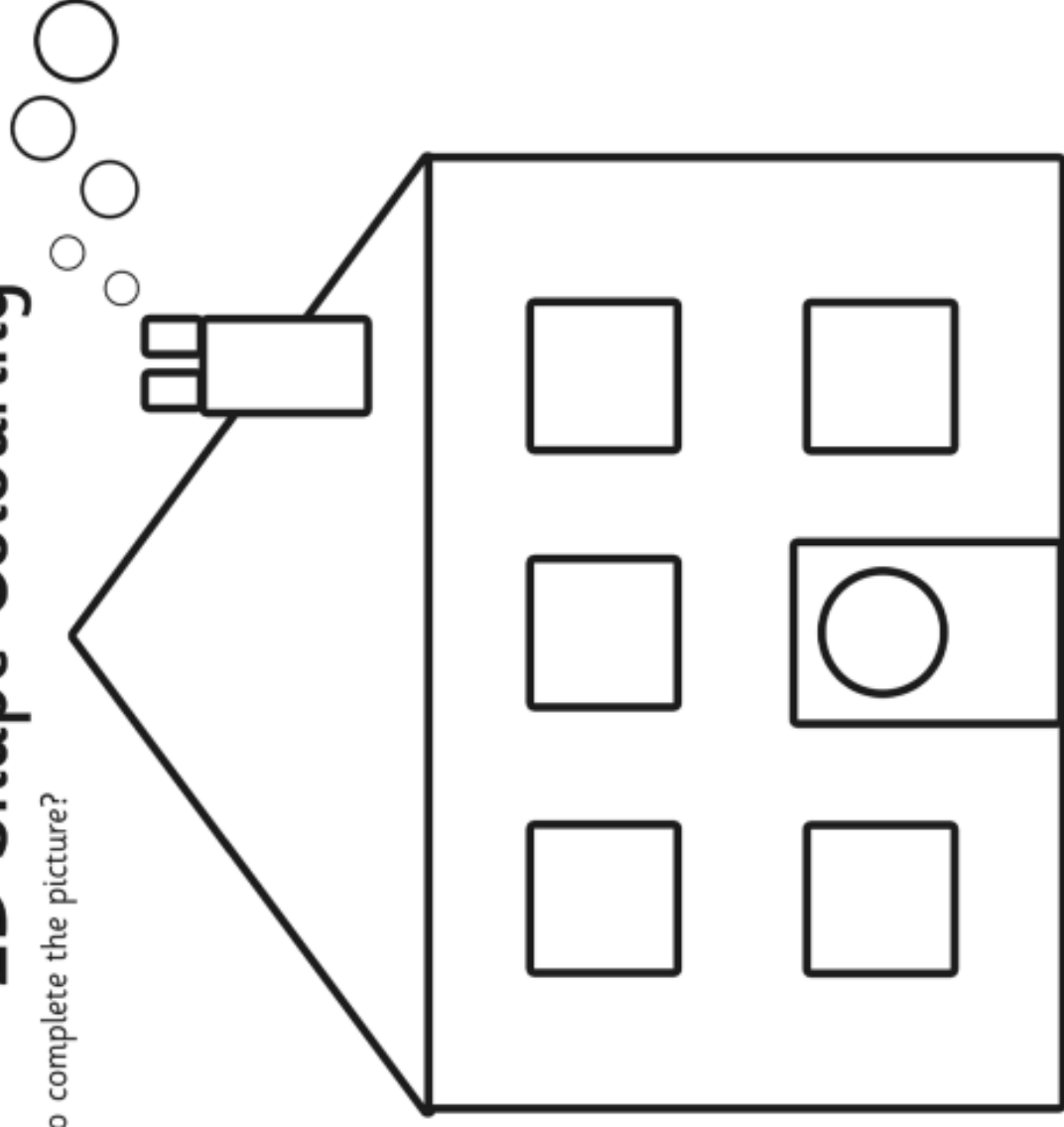
- 2 cups of flour
- $\frac{1}{2}$ cup of salt
- 2 tablespoons of cream of tartar
- 2 tablespoons of oil or baby lotion
- 1 cup of hot water



1. Combine the dry ingredients in a bowl, add the oil or baby lotion and then the water.
You could also add some food colouring here if you would like a colourful dough.
2. Stir everything together and then knead the dough until you are happy with the consistency.

2D Shape Colouring

Can you colour the shapes to complete the picture?








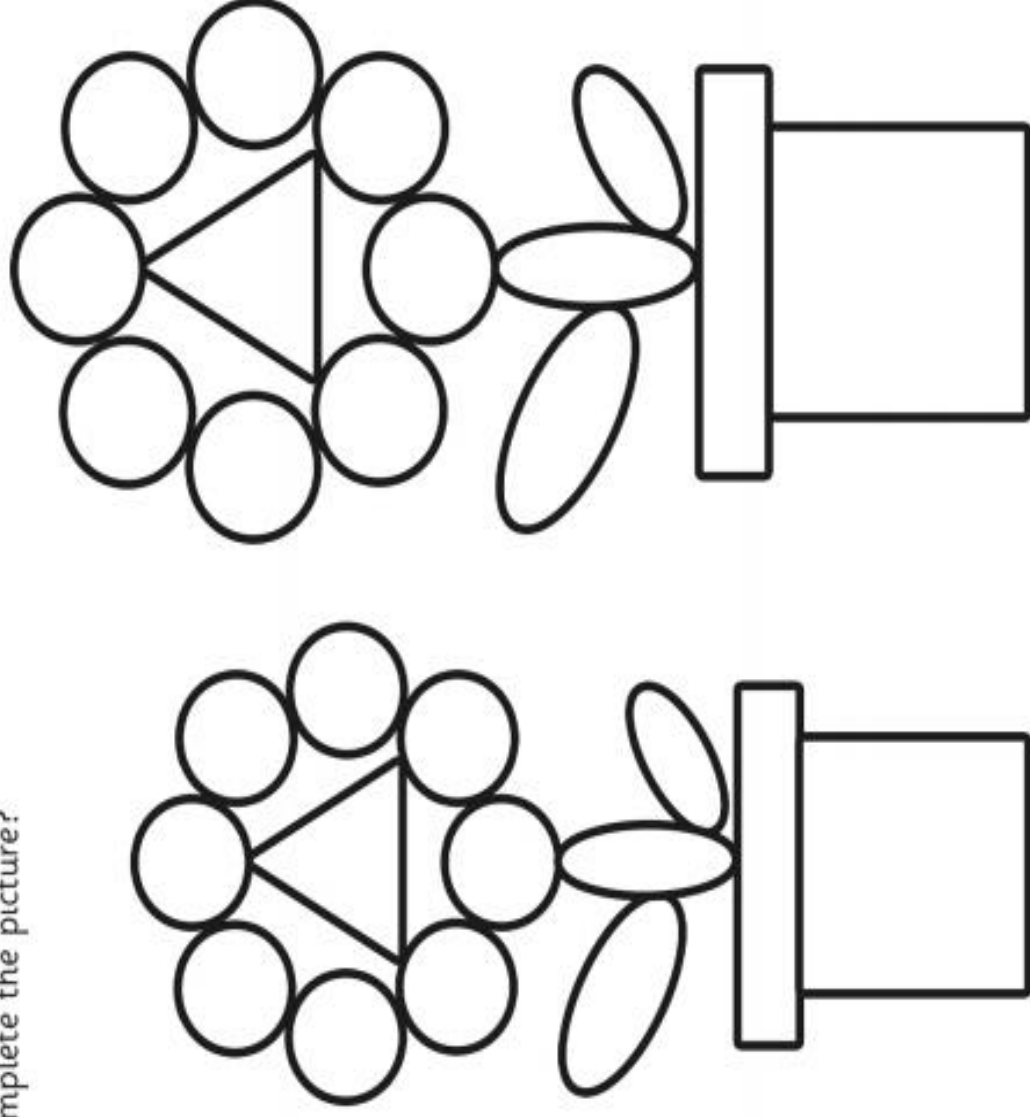
Key:

	= red
	square
	= blue
	circle
	= yellow
	rectangle
	= green
	triangle

2D Shape Colouring





Can you colour the shapes to complete the picture?

Key:	 = red circle	 = blue rectangle	 = yellow triangle	 = green oval	 = purple square
------	-----------------------------------------------------------------------------------------------------	---------------------------------------------------------------------------------------------------------	----------------------------------------------------------------------------------------------------------	-----------------------------------------------------------------------------------------------------	----------------------------------------------------------------------------------------------------------



2D Shape Colouring

Can you colour the shapes to complete the picture?

Key:	 = purple	 = yellow	 = green	 = blue
	rectangle	triangle	square	circle

