

1<sup>st</sup> March 2021

Hello again Everyone!

I hope you enjoyed last week's work on wild animals, perhaps you even got to see some. This week we are taking a look at the kinds of animals that live in your homes, yes it's 'pets' week.

I know lots of you have pets because you have told me about them at school. I've included lots of fun activities and I can't wait to see all your 'pet work' on Tapestry!

I will be in school this week with Miss Smith, who has LOTS of pets, and Miss Worth and Mrs Lucas will be working from home and responding to the work you post online.


Our main story this week is called Mr Pusskins. I posted a video of me reading it a few days ago but there are lots of versions on Youtube.


Here is a link to one of them....

<https://youtu.be/kTgAt90PCUs>

Good luck and take care everyone!

Mr Whittaker, Mr Pusskins and the Foundation Team





Mr Pusskins is a .....

He lives with a girl called .....

In the mornings she would invent fun  
games for him to .....

In the afternoons Emily would .....  
his fur coat.

Each night she would read him a special  
.....

Did Mr Pusskins listen to the stories?  
.....


Mr Pusskins left home and became friends with the ..... gang.

Did he behave himself with his new friends? .....

After a while, Mr Pusskins began to miss .....


He saw a poster and rang home. What did Mr Pusskins say to Emily on the phone? .....

Now Mr Pusskins knows how ..... he is to have a friend like .....



# Pets

## I Spy and Count to 10



# Pets

## I Spy and Count Checklist

Count the number of each type of pet and write the numeral in the box.

snake




tortoise



parrots



rabbits



mice



dogs



lizards



cats



chickens



fish



Do you have pets at home?  
Please draw them and write their names.


## Pet Word Search 1

c	a	t	d	k	l
q	w	e	o	g	h
d	f	h	g	i	o
r	a	b	b	i	t
a	m	o	u	s	e
t	m	b	i	r	d
f	i	s	h	m	f
g	e	r	b	i	l

cat	dog	fish	rabbit
rat	mouse	gerbil	bird

## Pets Word Search 2

t	i	g	e	r	g	o	a	t	b	a	t
c	g	u	i	n	e	a	p	i	g	u	t
o	e	a	r	c	r	a	b	m	e	a	t
w	r	i	r	a	b	b	i	t	b	l	r
i	b	g	a	t	a	n	t	o	i	i	a
t	i	u	t	r	u	n	k	r	r	z	p
p	l	a	m	o	u	s	e	t	d	a	e
a	l	n	e	w	t	z	d	o	g	r	z
r	o	d	e	n	t	c	v	i	b	d	e
r	g	g	o	l	d	f	i	s	h	l	b
o	n	q	h	a	m	s	t	e	r	k	o
t	r	a	m	p	o	l	i	n	e	b	b

rabbit	tortoise	goldfish	guinea pig
rat	dog	cat	gerbil
hamster	lizard	mouse	parrot



## What am I?

*Ask your grown up to read the questions then write the answers together.*

I purr when I am happy.  
What am I?

I walk very slowly and I keep my house on my back.  
What am I?


I wag my tail when I am excited and I love to fetch sticks.  
What am I?

I have beautiful golden scales and I swim in a tank.  
What am I?

I have a strong beak and sometimes I talk.  
What am I?

I sleep all day and stay awake all night. I sometimes have a wheel to run in.  
What am I?

Mr Pusskins has a spelling test for you!



Pick the list that best suits you.

1	2	3
yet	quit	spot
yum	fox	stop
web	box	trap
win	fix	trip
wish	six	best
wet	sing	test
sock	bang	bend
cat	rabbit	gerbil
dog	mouse	goldfish
rat	fish	tortoise







Can you test someone else in your house?

Draw lines to match the pets to the items they may be associated with.




## Name the Pet

*Write the name of each creature then think of what you would call it if it was your pet.*

cat		Mr Pusskins
		
		
		
		
		

# Jumbled Sentences


Write the sentence or caption in the correct order.



<i>and</i>	<i>dog</i>	<i>big</i>	<i>The</i>	<i>red</i>	<i>is</i>
------------	------------	------------	------------	------------	-----------



<i>a</i>	<i>rat</i>	<i>bit</i>	<i>of</i>
<i>The</i>	<i>cheese</i>	<i>has</i>	<i>big</i>



<i>has</i>	<i>red</i>	<i>This</i>	<i>collar</i>	<i>a</i>	<i>cat</i>
------------	------------	-------------	---------------	----------	------------



<i>the</i>	<i>in</i>	<i>fish</i>	<i>his</i>	<i>Bill</i>	<i>tank</i>	<i>is</i>
------------	-----------	-------------	------------	-------------	-------------	-----------

# *Colouring Time*


## **Pets Dictionary**



**budgie**



**cat**




**dog**




**gerbil**



**guinea pig**



**hamster**



**horse**



**parrot**



**rabbit**




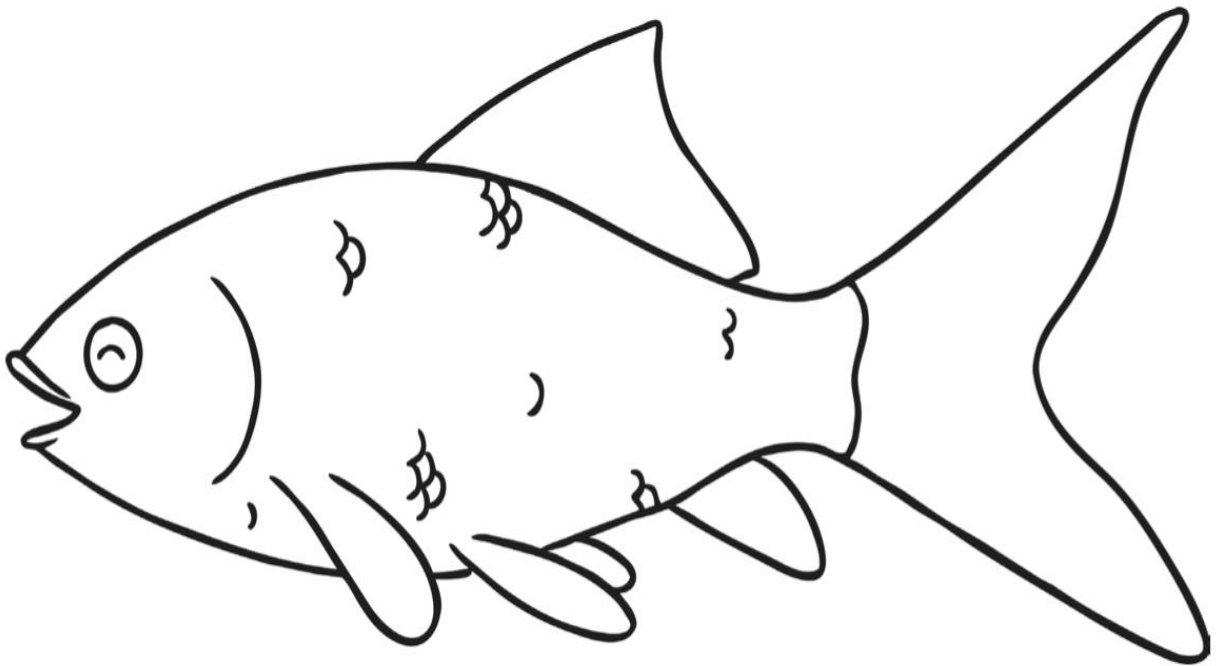

**snail**





**snake**


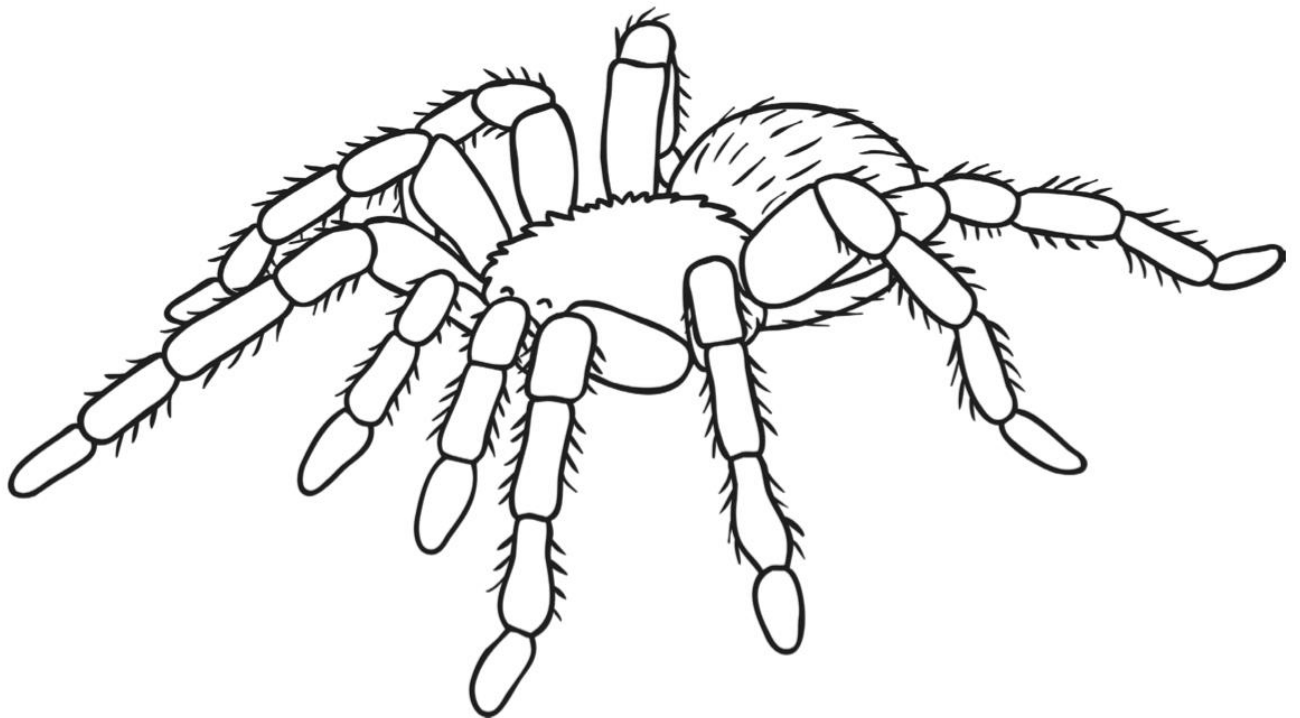


**tortoise**









## *Jumbled Letters*

*Arrange the letters to spell the pet then draw it too!*

<i>dgo</i>		
<i>tca</i>		
<i>osemu</i>		
<i>abirbt</i>		
<i>orehs</i>		
<i>lbgrei</i>		


# Mask Making

(paper plates are available in Tesco in Lipson)

## Paper Plate Pets

### You will need:


- Paper plates (one per child)
- Paint
- Paintbrushes
- Different coloured sugar paper
- Scissors
- Glue sticks
- Glue spreaders
- Marker pens (optional)
- Decorative items, such as wool and googly eyes (optional)



### Instructions

1. Choose which pet you would like to make. The paper plate is going to be the animal's head (unless you choose a goldfish!). Think about what colour your pet needs to be.
2. Paint the paper plate completely in your chosen colour. Wait for it to dry.
3. Once the paint is dry, you can add the smaller details. Choose some sugar paper that is the same colour as your painted plate and cut out shapes for the ears and nose. Triangles, semicircles and ovals work really well! Use white glue to attach them. Hold them in place for a few seconds.
4. Use a small paintbrush (or marker pens) to add any more details, such as eyes. Alternatively, you could use googly eyes.
5. Leave the decorations to completely dry.
6. Display your paper plate pets for everyone to see!

# Cats Handwriting



## Cats Handwriting



cat



bed



pet



sat



box

## Cats Handwriting



play



nap



toy



kitten



dinner



Here are your White Rose Maths sheets for the week.

Monday



#MathsEveryoneCan



Sing a rhyme that counts backwards, such as ten in the bed.

Use 10 toys to act out the rhyme as you sing.

Then order the numerals from 10 counting backwards to 1

10	5	1	7	4
8	6	9	2	3





Grab a handful of objects. How many do you have?

Ask a friend to grab a handful too.

1	2	3	4	5	6	7	8	9	10
---	---	---	---	---	---	---	---	---	----

If your friend has more than you, how many could they have?

If your friend has fewer than you, how many could they have?

Use the number track to talk about which numbers are smaller and which are greater.

Tuesday



Roll the dice. What number have you landed on? This will go in the middle.  
For example, if you land on 4, the number 4 will go in the middle group.





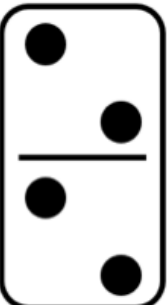
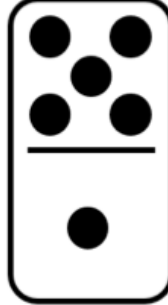

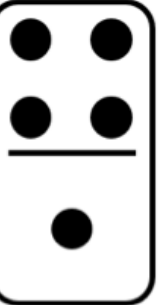

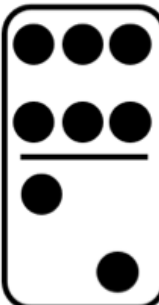
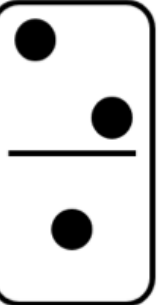



fewer		more
	<div>4</div> <div> </div>	

Then sort your dominoes into:

- dominoes that show 4
- dominoes that have fewer than 4 spots
- dominoes that have more than 4 spots

# #MathsEveryoneCan



Thursday



Place the numerals 1-10 around the room.

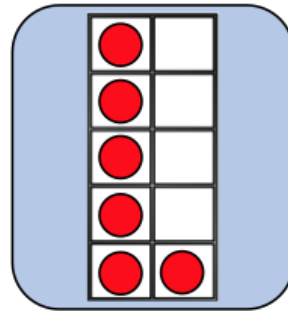
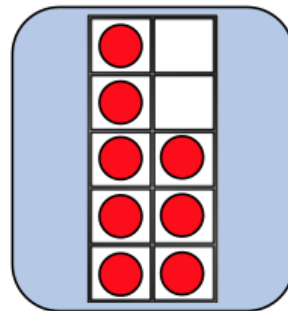
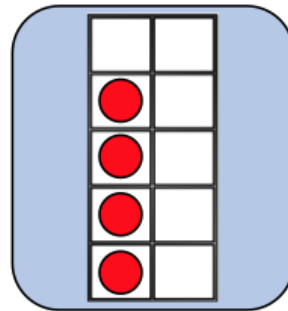
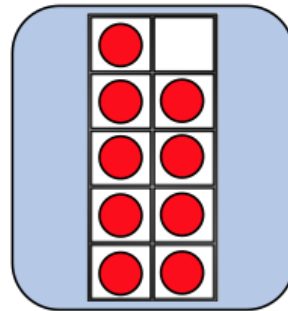
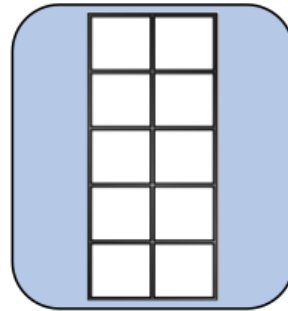
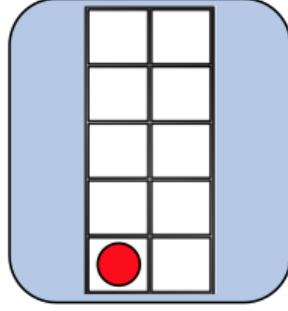
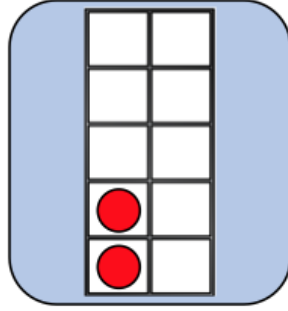
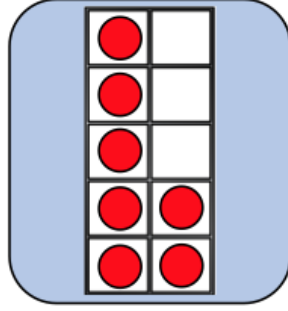
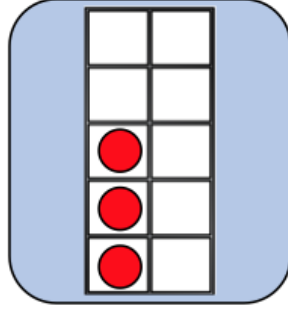
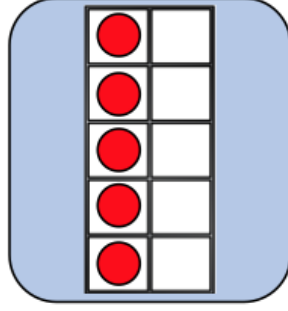
10	5	1	7	4
8	6	9	2	3



Turn over one card. What number is shown on the ten frame?

How many more counters would you need to make 10?

Go and find that numeral as quickly as you can.

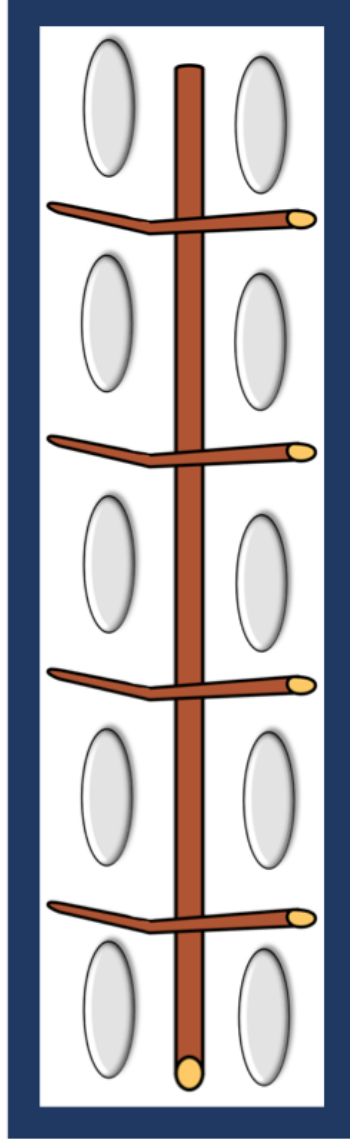




Ask a helper to hide 10 objects.

Make a giant ten frame on the floor.

You could use sticks, masking tape or even chalk outside.



Go on a hunt to find the objects.

As you find the objects, put them in your ten frame.

How many have you found so far?

How many more do you need to find?

Friday



# Pets

Count the pictures and write down the answers in the circles.



*Put the dogs in size order*

